





CAPACITIES

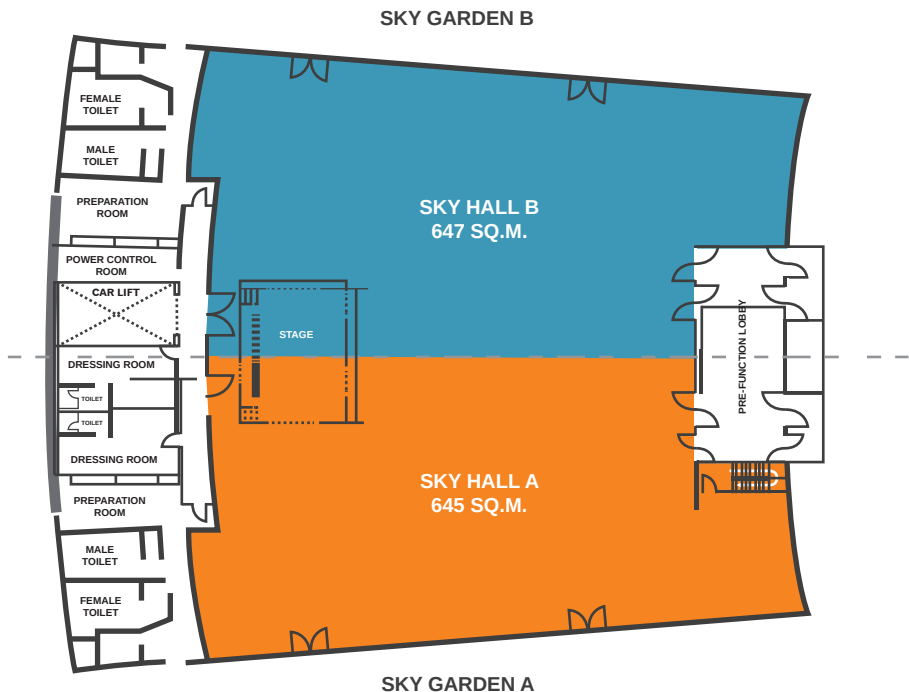
FUNCTION HALLS	FLOOR AREA (sq m)	SET UP (NUMBER OF PERSONS)			
		 THEATER	 CLASSROOM	 BANQUET	 COCKTAIL
Hall A	645 sq m	700	350	400	800
Hall B	647 sq m	700	350	400	800
Sky Garden A	248 sq m	-	-	120	200
Sky Garden B	316 sq m	-	-	168	300

Note: The figures illustrated above is intended to help determine the appropriate set up for your event. Please note that the exact capacity of the space will vary depending on the set up.

VERTICAL CLEARANCE

- Main entrance - 3 meters (floor to bottom of beam)
- Pre-function lobby - 2.93 meters (floor to light cove)
- Halls A and B - 6.51 meters (floor to ceiling)
- Sky Garden - 4 meters (floor to girder)
- Sky Garden - 5.97 meters (floor to apex of trusses)

FLOOR PLAN



LOCATION



- Strategically located on the 3rd level of SM Seaside City Cebu
- 20 minutes drive from Cebu City proper
- 16 kilometers from Mactan-Cebu International Airport
- Adjacent to San Pedro Calungsod Chapel
- 4,630 mall parking spaces
- Accessible via MyBus, taxi and other public transportation

SKY HALL SEASIDE CEBU

3rd Level, SM Seaside City Cebu, South Road Properties, Cebu City 6000 Philippines
T: (63 32) 233 9768 F: Manila (63 2) 556 2970 E: eventsales@smxcc.com.ph